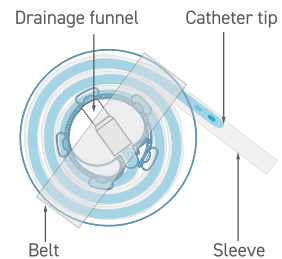




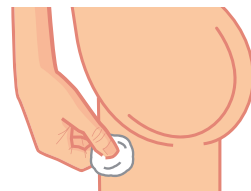
How to use CompactCath® LITE for women



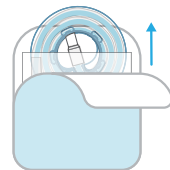
1 Wash hands with soap and water. Dry thoroughly.



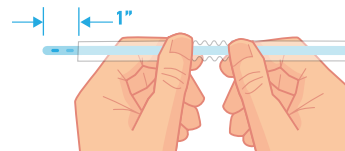
2 Gently clean the vaginal area with a non-alcoholic based antiseptic wipe utilizing a circular motion.



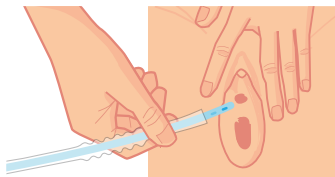
3 Open the package by peeling blue layer away from white. Remove the belt from the catheter case and hold the sleeve near the catheter tip using your thumb and index finger. **Avoid** touching the catheter.



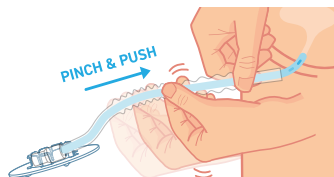
4 Rub the sleeve to lubricate catheter. Pull the sleeve back to expose the catheter until about 1" is revealed, or both eyelets are visible.



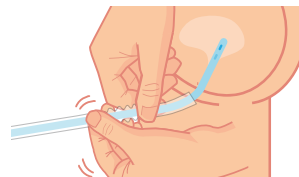
5 Spread labia to reveal the urethral opening. Slowly guide the catheter tip into the urethra. **Do not** allow the sleeve to enter the urethra.



6 While gripping the sleeve, continue advancing the catheter into the urethra.




7 Repeat step 6 until the catheter has reached the bladder.



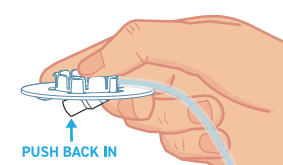
8 You may feel some resistance as the catheter reaches the bladder neck. A few deep breaths will help your muscles relax and loosen.



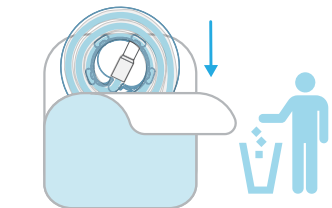
9 Once the catheter has reached the bladder and you are ready to void, push the catheter funnel out and aim it towards the toilet or collection device.



10 Once urine stops flowing and your bladder is empty, lock the funnel back into place. This will prevent residual urine from dripping.



11 Discard the catheter.



LITE
COMPACTCATH®
Instructions for Use

1-888-933-2284 (WEE-CATH)
For additional resources, visit compactcath.com/guide



CompactCath® LITE Lubricated Intermittent Urinary Catheter

Manufactured for: CompactCath, Inc., 887 Federation Way, Palo Alto, CA, 94303, USA.
www.compactcath.com

CompactCath® LITE Lubricated Intermittent Urinary Catheter is a revolutionary pre-lubricated, non-touch intermittent catheter providing maximum privacy, hygiene, and ease of use for men, women, and pediatric users. Features silicone oil lubrication, drainage control, 100% fire-polished eyelets and not made with natural rubber latex.

Indication

CompactCath® LITE Lubricated Intermittent Urinary Catheter is indicated for use in male, female, and pediatric patients (adolescents and transitional adolescents) with chronic urine retention and patients with post void residual volume (PVR) due to neurogenic and non-neurogenic voiding dysfunction. The catheter is inserted into the urethra to reach the bladder allowing urine to drain.

Warnings and Cautions

Federal law restricts this device to be sold by or on the order of a physician. The catheter is for single use only, and must then be discarded. CompactCath Inc. accepts no liability for injury or loss resulting from use of this product in any manner if the catheter is not used entirely in accordance with the company's recommendations.

Self-catheterization is a safe and common procedure. However, it is important that prior to using CompactCath® LITE Lubricated Intermittent Urinary Catheter you would consult a medical professional for guidance and that you follow these instructions carefully. Self-catheterizing using this product should only be done on the order of a physician/nurse.

If you experience that the catheter does not drain your bladder the way you are used to, please contact a physician/ nurse. In case of Urinary Tract Infection with symptoms such as fever, discomfort when emptying the bladder, a frequent urge to urinate or blood in the urine, contact your physician/nurse.

If the pouch of the catheter is not sealed, or if the catheter is otherwise damaged, do not use the catheter. Store product at room temperature. However, exposure to extreme temperatures (below 0°C or above 60°C) for up to 24 hours will not damage the catheter.

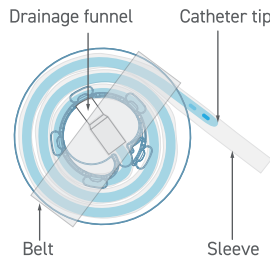
This IFU is applicable for CompactCath® LITE Lubricated Intermittent Urinary Catheter, model #1001, #1002, #1011, #1012

Ref# 1618	16", 18FR
Ref# 1616	16", 16FR
Ref# 1614	16", 14FR
Ref# 1612	16", 12FR
Ref# 1610	16", 10FR
Ref# 1014	10", 14FR
Ref# 1012	10", 12FR
Ref# 1010	10", 10FR
Ref# 1008	10", 8FR

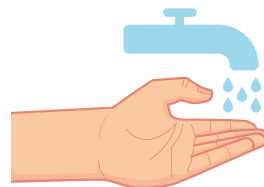
- Use-by date
- Batch code
- Consult instructions for use
- Do not re-use
- Sterilized using irradiation
- Keep away from sunlight
- Prescription only
- Catalogue number



How to use CompactCath® LITE for men



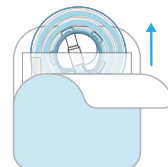
- 1 Wash hands with soap and water. Dry thoroughly.



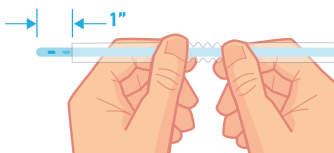
- 2 Gently clean the tip of the penis with a non-alcoholic based antiseptic wipe utilizing a circular motion.



- 3 Open the package by peeling blue layer away from white. Remove the belt from the catheter case and hold the sleeve near the catheter tip using your thumb and index finger. **Avoid** touching the catheter.



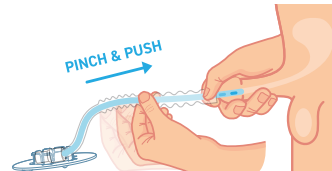
- 4 Rub the sleeve to lubricate catheter. Pull the sleeve back to expose the catheter until about 1" is revealed, or both eyelets are visible.



- 5 Slowly guide catheter tip into urethra while holding the sleeve with your thumb and index finger. If using a Coudé tip, make sure the curved part is pointing up. **Do not** allow the sleeve to enter the urethra.



- 6 While gripping the sleeve, continue advancing the catheter into the urethra.



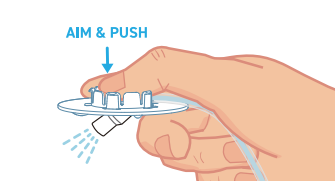
- 7 Repeat step 6 until the catheter has reached the bladder.



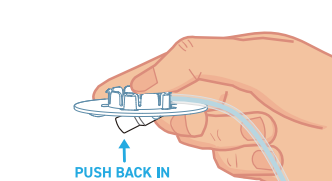
- 8 You may feel some resistance as the catheter reaches the bladder neck. A few deep breaths will help your muscles relax and loosen.



- 9 Once the catheter has reached the bladder and you are ready to void, push the catheter funnel out and aim it towards the toilet or a collection device.



- 10 Once urine stops flowing and your bladder is empty, lock the funnel back into place. This will prevent residual urine from dripping.



- 11 Discard the catheter.

